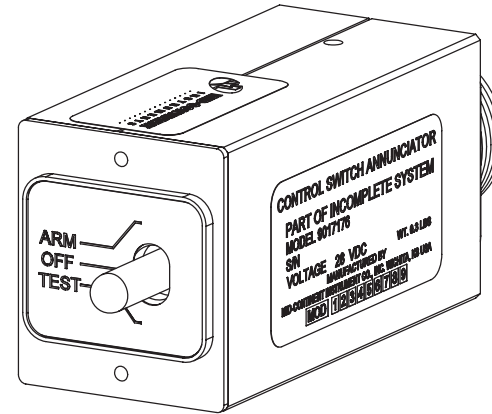
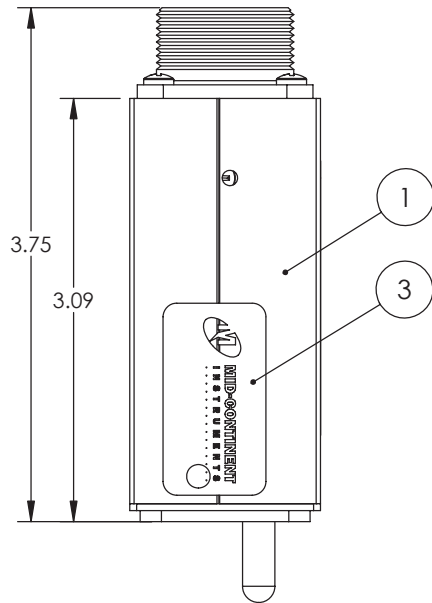


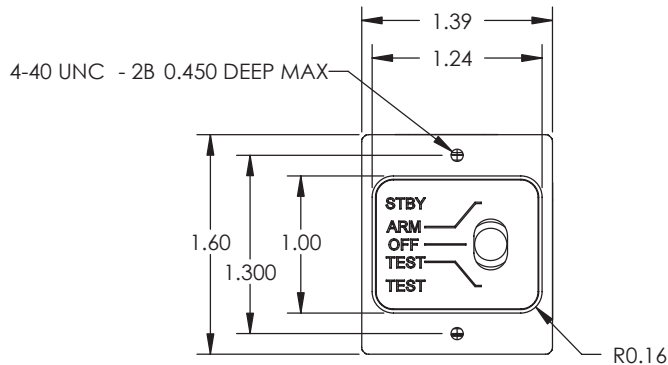
Configuration	
Dash #	

Revision				
ECO	Rev.	Description	Date	Approved
	A	Production Release.	8/26/10	JDS/MKN
5468	B	Updated views, and 9017172 was 9017072.	9/20/10	JDS/MKN
5534	C	Added and updated notes.	1/6/11	JDS/MKN
5541	D	Unit weight was 0.30 lbs.	1/14/11	JDS/MKN

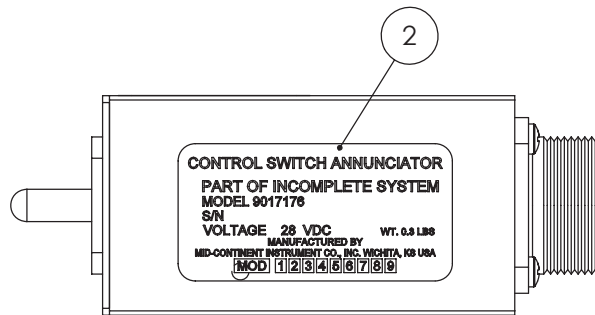
Logo and company name have been changed in title block only. No functional or technical changes have been made. Revision remains unchanged.



SHOWN @ OFF (NO ANNUNCIATION SHOWN)



STBY AND TEST ANNUNCIATIONS SHOWN



Connector Pinout	
Pin #	
A	Power input from aircraft
B	Power output to emergency buss
C	Power input from MD835 Pin 11
D	Test (out) to MD835 Pin 2
E	Test (in) to MD835 Pin 6
F	Power output to MD835 pin 10
G	Aircraft ground

Note: Unit includes required CR1 diode (p/n 54-2007-1) per MD835 Install Manuel p/n 9016798.

Specifications	
Power Input	28 VDC 15 amps max
Lighting	LEDs
Weight	0.33 lbs
Temperature	-55°C to 70 °C
Altitude	0 to +55,000 Ft.
Connector	MS3102E16S-1P
Mating Connector	MS3106F16S-1S
Color	Bezel and Case: Black Arm, Off, Test Labels: Opaque and backlit White STBY Annunciator: Backlit Amber on discharge TEST Annunciator: Backlit Green (pass); no light (fail)

UNLESS OTHERWISE SPECIFIED, ALL DIMENSIONS ARE IN INCHES.
TOLERANCE:
FRACTIONAL=±1/64
.XX=±0.015
.XXX=±0.005
.XXXX=±0.002
ANGULAR=±0.5°
CONCENTRICITY: 0.005 TIR
BREAK ALL SHARP EDGES
THREADS PER MIL-S-7742

DRAWN:
JDS
6/10/2010

APPROVED:
MKN
9/20/2010

This document discloses proprietary information of Mid-Continent Instrument Co. It may be reproduced or disclosed only with written permission of Mid-Continent Instrument Co. and is not to be used in any way detrimental to the interests of Mid-Continent Instrument Co.

TITLE:
Control Switch Annunciator Assy

SCALE: 1:2

DO NOT SCALE THIS DRAWING

PART NUMBER:
9017176

SHEET: 1 of 1

Item	Qty	Part Number	Description
1	1	9017172	Assy, MD835 Annunciator
2	1	9010026-5	Nameplate
3	1	6018956	Decal, Warranty

