

(All relays shown in NAV position, for installation information refer to manual number 7017825).

SPECIFICATIONS:

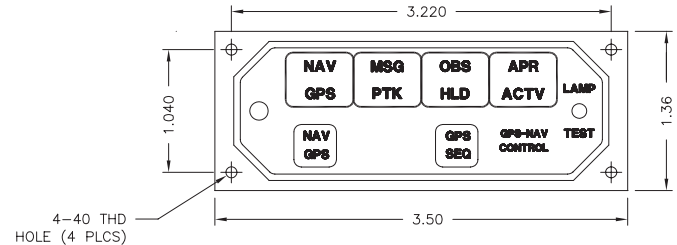
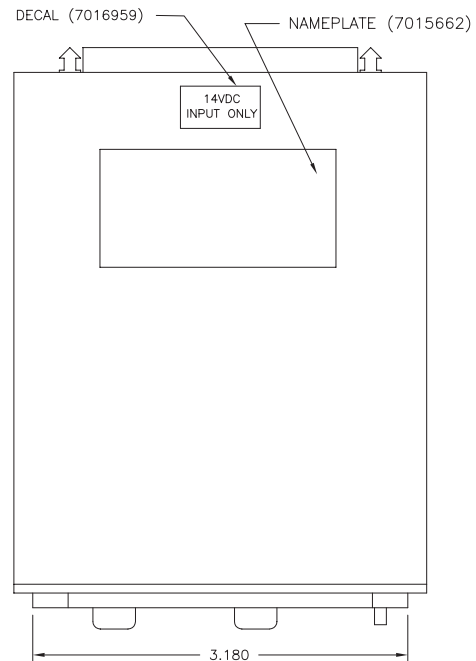
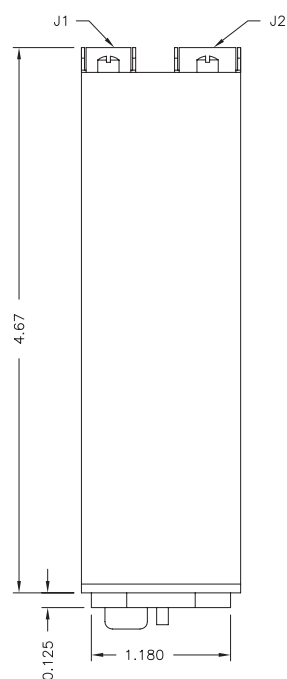
- TSO Compliance: TSO C129
Applicable Documents: RTCA DO-160C, DO-208
- Operating Temperature Range: -55°C to +70°C
- Humidity: 95% Non-Condensing.
- Altitude Range: 0 to 55,000 ft.
- Vibration: Cat. M and N.
- Operational Shock: Rigid Mounting, 6G Operational 15G Crash Safety.
- Controls:
NAV/GPS: Alternate action switch.
GPS/SEQ: Momentary action switch.
- Annunciations and colors:
NAV: Green OBS: No color
GPS: No color HLD: No color
MSG: Amber APR: No color
PTK: No color ACTV: Green
- Overall color shall be black.
- Weight shall be 0.75 lbs.
- Electrical Specifications:
MD41-724 (14VDC), 0.65 Amp.
Relay Contact Current Rating: 2 Amp. DC
Available Relay Poles (SPDT): 19

Notes:
1) Mating connectors:
For J1: 25 pin female Positronic
P/N RD25F10JVLO (MCI P/N: 7014517).
For J2: 50 pin female Positronic
P/N RD50F10JVLO (MCI P/N: 7014509).

This document discloses proprietary information of Mid-Continent Instrument Co., Inc. It may be reproduced or disclosed only with written permission of Mid-Continent Instrument Co., Inc and is not to be used in any way detrimental to the interests of Mid-Continent Instrument Co., Inc.

| Revisions | | | | Date | Approved |
|-----------|------|-------------|--|------|----------|
| ECO | Rev. | Description | | | |
| | | | | | |

Logo and company name have been changed in title block only. No functional or technical changes have been made. Revision remains unchanged.



| | | | |
|--|------------------------|---------|---------|
| <small>UNLESS OTHERWISE SPECIFIED ALL DIMENSIONS ARE IN INCHES</small> <small>TOLERANCE: FRACTIONAL = ±1/64</small> <small>.XX = ±.015</small> <small>.XXX = ±.005</small> <small>.XXXX = ±.002</small> <small>ANGULAR = ±0.5°</small> <small>CONCENTRICITY: .005 TIP</small> <small>BREAK ALL SHARP EDGES</small> <small>THREADS PER MIL-S-7742</small> <small>SURFACE ROUGHNESS _____ ✓</small> | DRAWN | D. TRAN | 3/11/03 |
| | APPROVED | SdN | 3/11/03 |
| | TOP LEVEL ASSY: | 9015590 | |
| | USED ON: | | |
| | END ITEM: | | |
| | CODE IDENT. NO.: 59742 | | |

| | | | |
|-------------------------------------|--|---------------------------|--|
| | | PART NUMBER: MD41-724 | |
| TITLE: Annunciation Control Unit | | SCALE: None | |
| | | DO NOT SCALE THIS DRAWING | |
| | | SHEET 1 of 1 | |