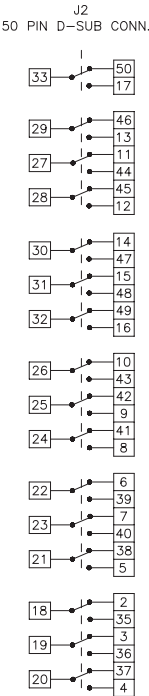
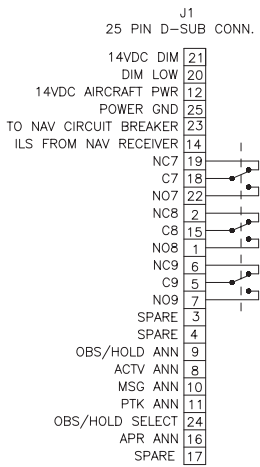
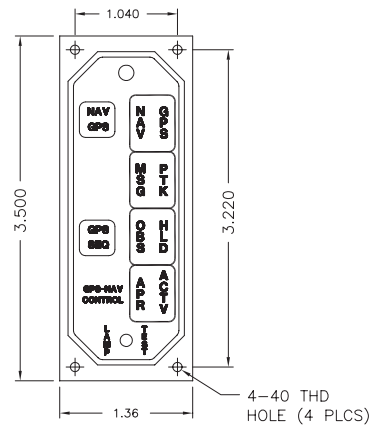
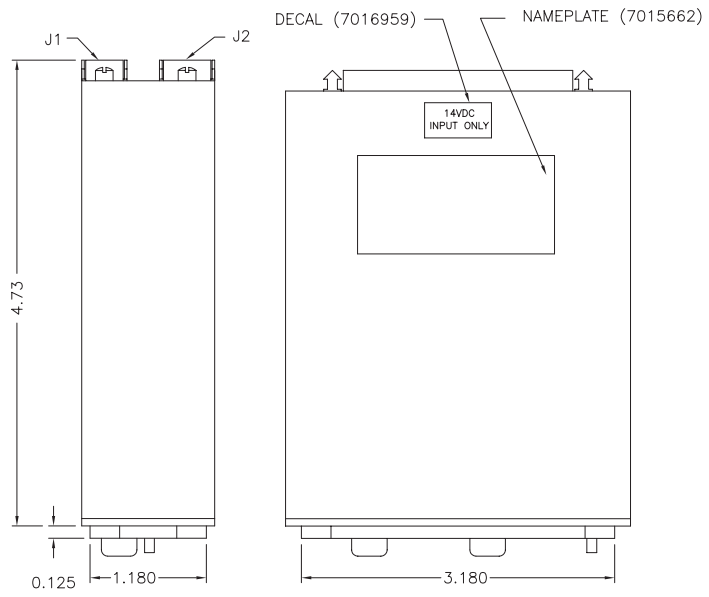


Revisions				
ECO	Rev.	Description	Date	Approved

Logo and company name have been changed in title block only. No functional or technical changes have been made. Revision remains unchanged.



(All relays shown in NAV position, for installation information refer to manual number 7017825).



SPECIFICATIONS:

- TSO Compliance: TSO C129
Applicable Documents: RTCA DO-160C, DO-208
- Operating Temperature Range: -55°C to +70°C
- Humidity: 95% Non-Condensing.
- Altitude Range: 0 to 55,000 ft.
- Vibration: Cat. M and N.
- Operational Shock: Rigid Mounting, 6G Operational 15G Crash Safety.
- Controls:
NAV/GPS: Alternate action switch.
GPS/SEQ: Momentary action switch.
- Annunciations and colors:
NAV: Green OBS: No color
GPS: No color HLD: No color
MSG: Amber APR: No color
PTK: No color ACTV: Green
- Overall color shall be black.
- Weight shall be 0.75 lbs.
- Electrical Specifications:
MD41-734 (14VDC), 0.65 Amp.
Relay Contact Current Rating: 2 Amp. DC
Available Relay Poles (SPDT): 19

Notes:

- Mating connectors:
For J1: 25 pin female Positronic
P/N RD25F10JVLO (MCI P/N: 7014517).
For J2: 50 pin female Positronic
P/N RD50F10JVLO (MCI P/N: 7014509).

This document discloses proprietary information of Mid-Continent Instrument Co., Inc. It may be reproduced or disclosed only with written permission of Mid-Continent Instrument Co., Inc. and is not to be used in any way detrimental to the interests of Mid-Continent Instrument Co., Inc.

UNLESS OTHERWISE SPECIFIED ALL DIMENSIONS ARE IN INCHES TOLERANCE: FRACTIONAL = ±1/64 .XX = ±0.015 .XXX = ±0.005 .XXXX = ±0.002 ANGULAR = ±0.5° CONCENTRICITY: .005 TIR BREAK ALL SHARP EDGES THREADS PER MIL-S-7742 SURFACE ROUGHNESS _____ ✓	DRAWN	D. TRAN	3/11/03		TITLE: Annunciation Control Unit PART NUMBER: MD41-734
	APPROVED	SdJ	3/11/03		
	TOP LEVEL ASSY:	9015590		SCALE: None	DO NOT SCALE THIS DRAWING
	USED ON:	CODE IDENT. NO.: 59742		SHEET 1 of 1	